

The Parents' Guide to Google Classroom

EPASD 2020



What is Google Classroom?



- *Think of Google Classroom as your child's digital link to learning.*

Google Classroom is a web-based learning environment. When logged into Google Classroom, students can collaborate with their peers and teachers. Google Classroom offers a digital safe space for students to view class announcements, access posted course content, view posted assignments, and turn in completed work. Only authorized EPASD users (students, teachers, and other designated staff members) can have access to an EPASD Google Classroom. Google users outside the EPASD network are not granted permission to any EPASD Classrooms

- *Google classroom is a great connection tool for both students and parents!.*

Getting Started- Option 1

From the school issued Chromebook, ask the student to login and launch the Google Classroom App. Please note that any activity in Google Classroom is documented under the student's login and it would be inappropriate for a parent to communicate with the teacher or other students in Google Classroom. Parents should use their personal email to digitally communicate with the teacher.



Getting Started: Option 2

From any computer with internet access, click this link [Classroom Google Link](#) and have the student login with their EPASD Google username and password. Please note that any activity in Google Classroom is documented under the student's login and it would be inappropriate for a parent to communicate with the teacher or other students in Google Classroom. Parents should use their personal email to digitally communicate with the teacher.



Getting Started-Option 3 (recommended)

1. Your child's teacher will send you an invite to join your child's classroom. You simply click on the "accept" button with the email. (see more below)
2. If you have not received an invitation to join your child's class, email your child's teacher to send you an invitation. As a guardian, you must receive and accept an email invitation before you can receive **email summaries**. Only teachers and administrators from your student's school can send these invitations. You have 120 days to accept an invitation before it expires.
 - a. The teacher or administrator emails you an invitation for a particular student.
 - b. The teacher or administrator can send the invitation to any email address.
 - c. In your email program, open your email invitation.
 - d. Click Accept.
 - i. If you're not the guardian, click I'm Not The Guardian.
 - ii. You can choose the frequency of the emails, such as daily or weekly.
 - iii. You can unsubscribe or remove yourself from Classroom at any time

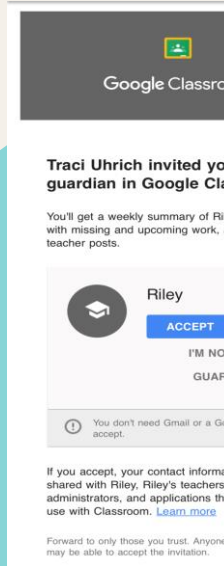
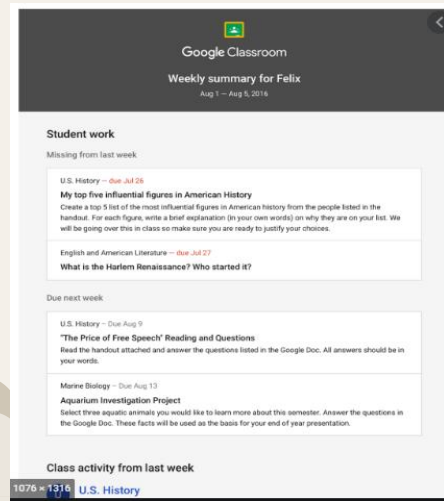


Image of what email will look like


Parent Summaries



1. You may choose several options for Google Classroom:
 - a. Receive weekly summaries
 - b. Receive daily summaries
2. Guardian email summaries will include:
 - a. Class activity- Announcements, assignments and questions recently posted by teachers
 - b. Upcoming work- Work that's due today and tomorrow (for daily emails) or work that's due in the upcoming week (for weekly emails)
 - c. Missing work- Work that's late at the time the email was sent
3. Google Resource:
 - a. [Parent Summaries in Google Classroom](#)



Resources- click to view videos!



Resources...



See more details here:
[Classroom Email Information](#)



CREDITS: This presentation template was created by Slidesgo, including icons by Flaticon, and infographics & images by Freepik.