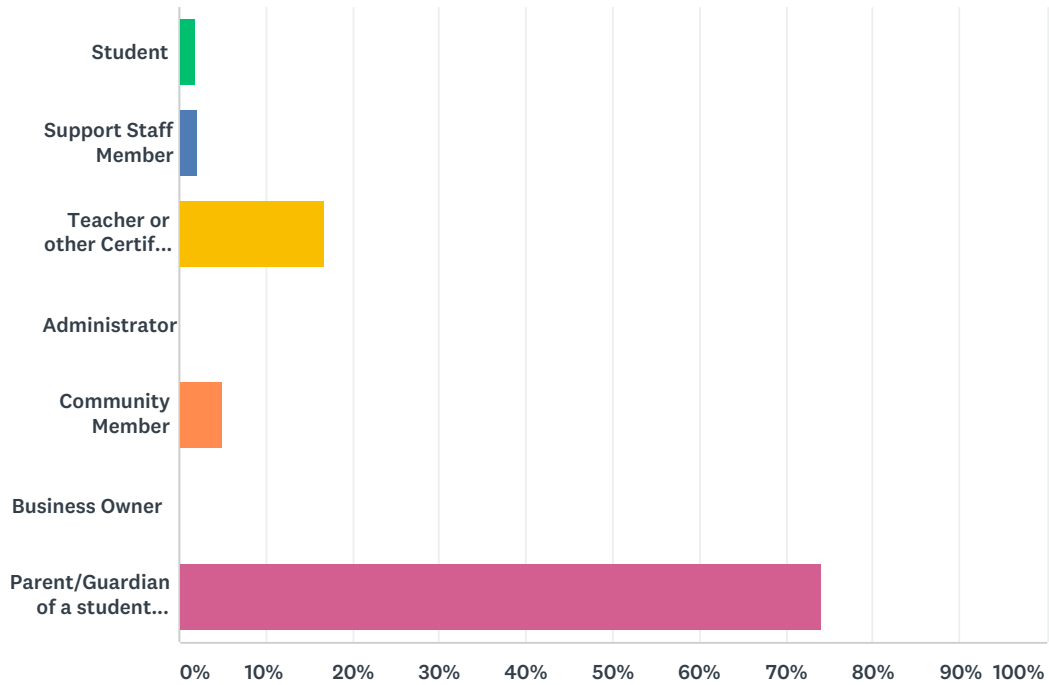


### Q1 Please indicate the group(s) that best represent(s) you as you complete this survey.

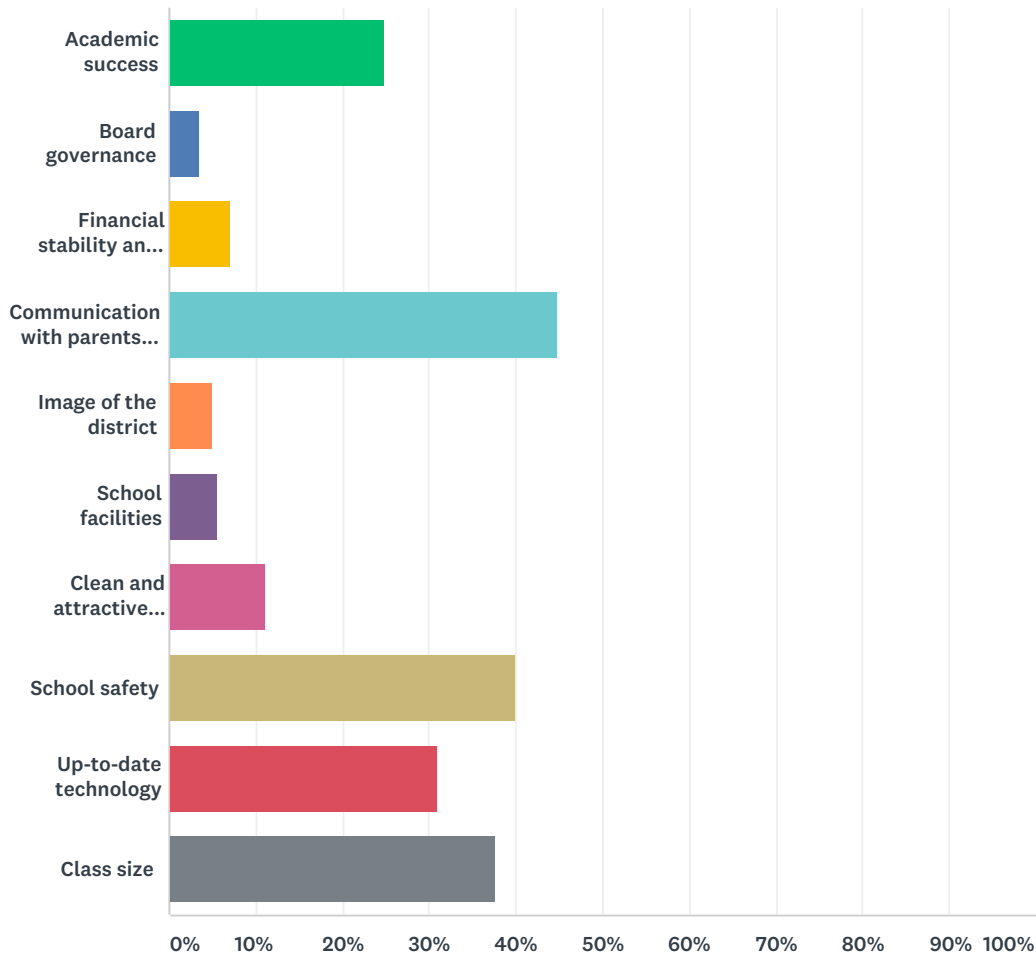
Answered: 323 Skipped: 1



ANSWER CHOICES	RESPONSES	
Student	1.86%	6
Support Staff Member	2.17%	7
Teacher or other Certified Staff Member	16.72%	54
Administrator	0.00%	0
Community Member	4.95%	16
Business Owner	0.31%	1
Parent/Guardian of a student currently in the East Pennsboro Area School District.	73.99%	239
<b>TOTAL</b>		<b>323</b>

**Q2 Currently, which of the following organizational areas do you consider to be the top strengths of the East Pennsboro Area School District?  
Choose at least one response but no more than three.**

Answered: 313 Skipped: 11



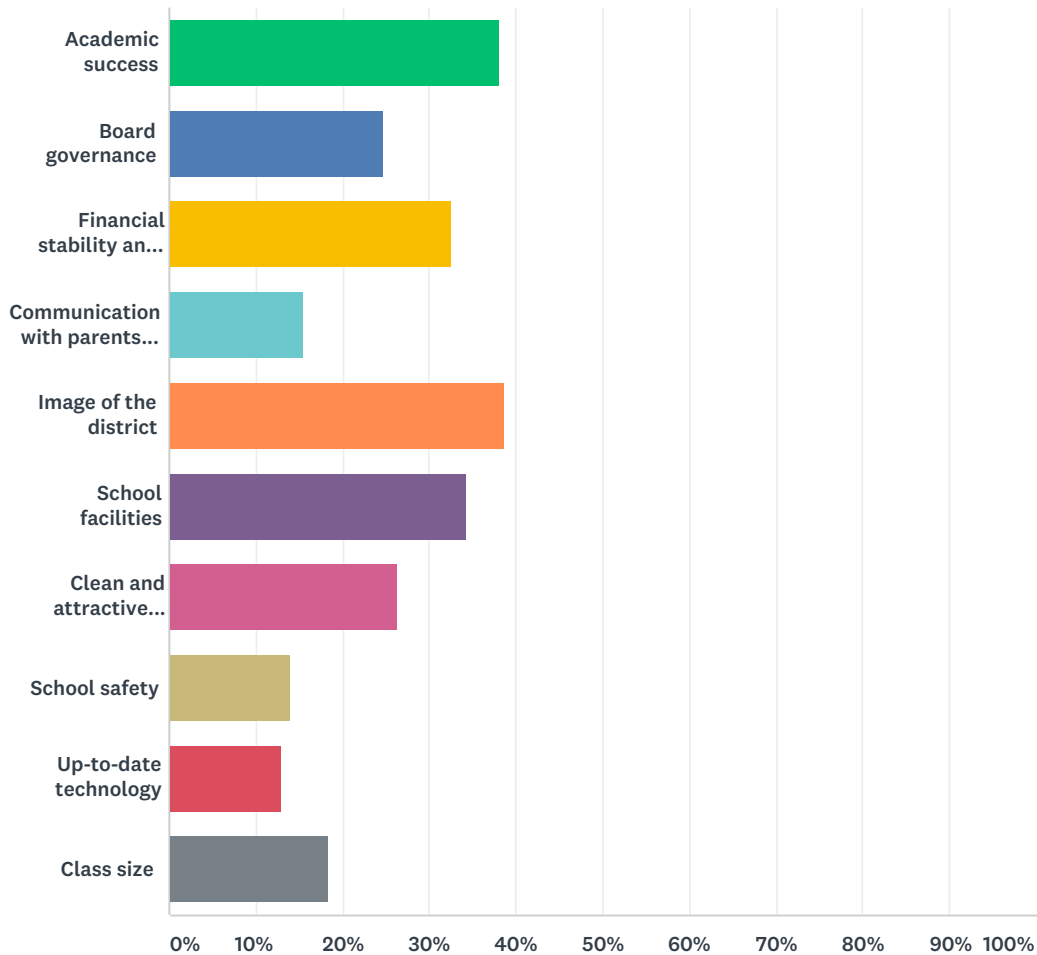
ANSWER CHOICES	RESPONSES	
Academic success	24.92%	78
Board governance	3.51%	11
Financial stability and fiscal management	7.03%	22
Communication with parents and community	44.73%	140
Image of the district	5.11%	16
School facilities	5.75%	18
Clean and attractive schools	11.18%	35
School safety	39.94%	125
Up-to-date technology	30.99%	97
Class size	37.70%	118

# East Pennsboro Area School District Comprehensive Plan Survey

Total Respondents: 313

**Q3 Currently, which of the following organizational areas do you consider to be the top challenges of the East Pennsboro Area School District?  
Choose at least one response but no more than three.**

Answered: 315 Skipped: 9



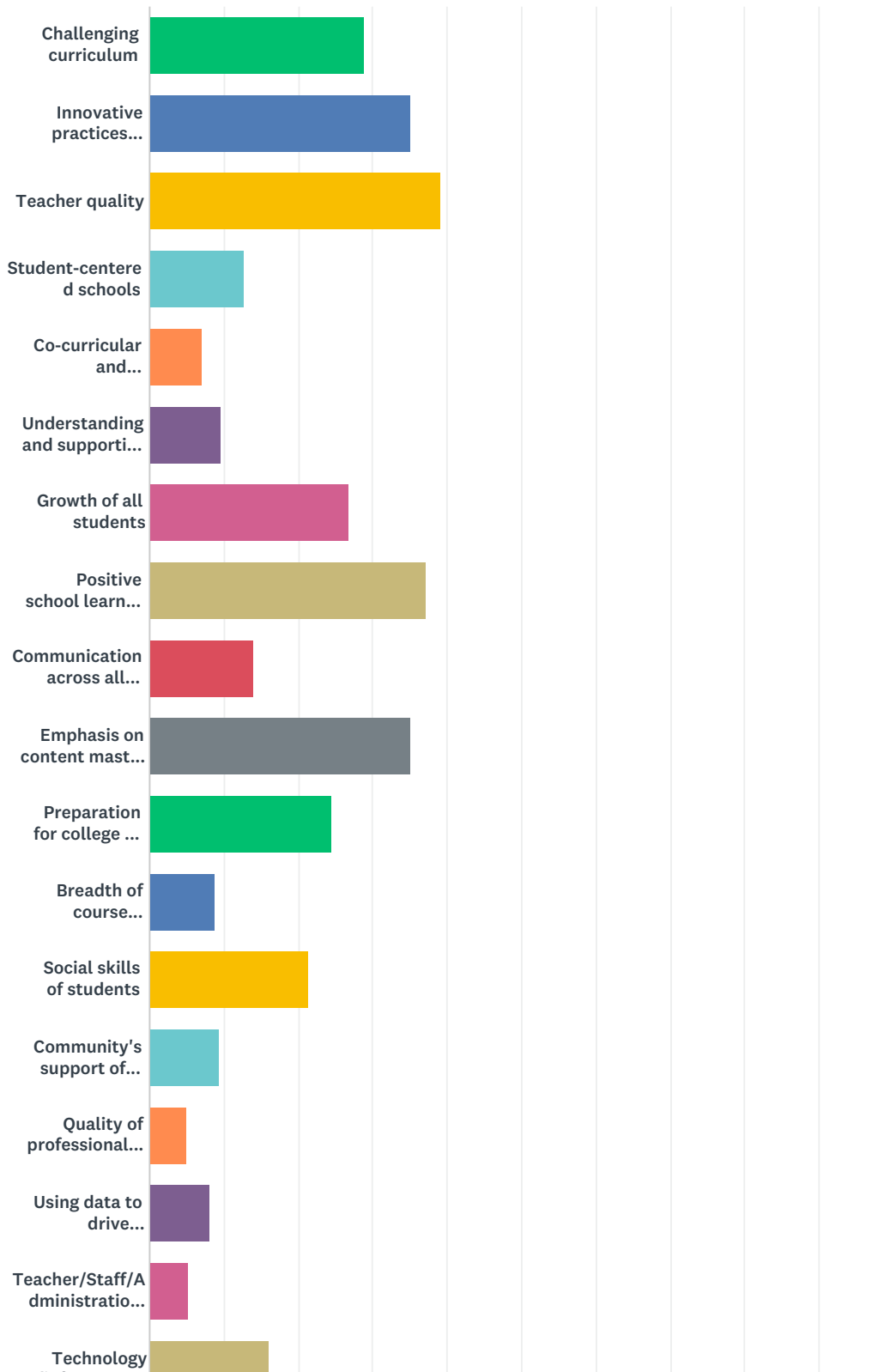
ANSWER CHOICES	RESPONSES	
Academic success	38.10%	120
Board governance	24.76%	78
Financial stability and fiscal management	32.70%	103
Communication with parents and community	15.56%	49
Image of the district	38.73%	122
School facilities	34.29%	108
Clean and attractive schools	26.35%	83
School safety	13.97%	44
Up-to-date technology	13.02%	41
Class size	18.41%	58

# East Pennsboro Area School District Comprehensive Plan Survey

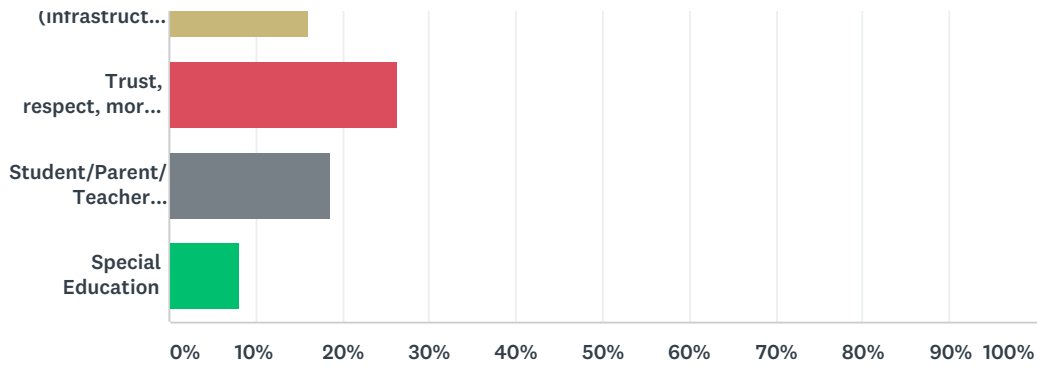
Total Respondents: 315

**Q4 Which of the following areas do you consider to be the top educational priorities for the East Pennsboro Area School District for the next three years? Choose at least one response and no more than five.**

Answered: 322 Skipped: 2



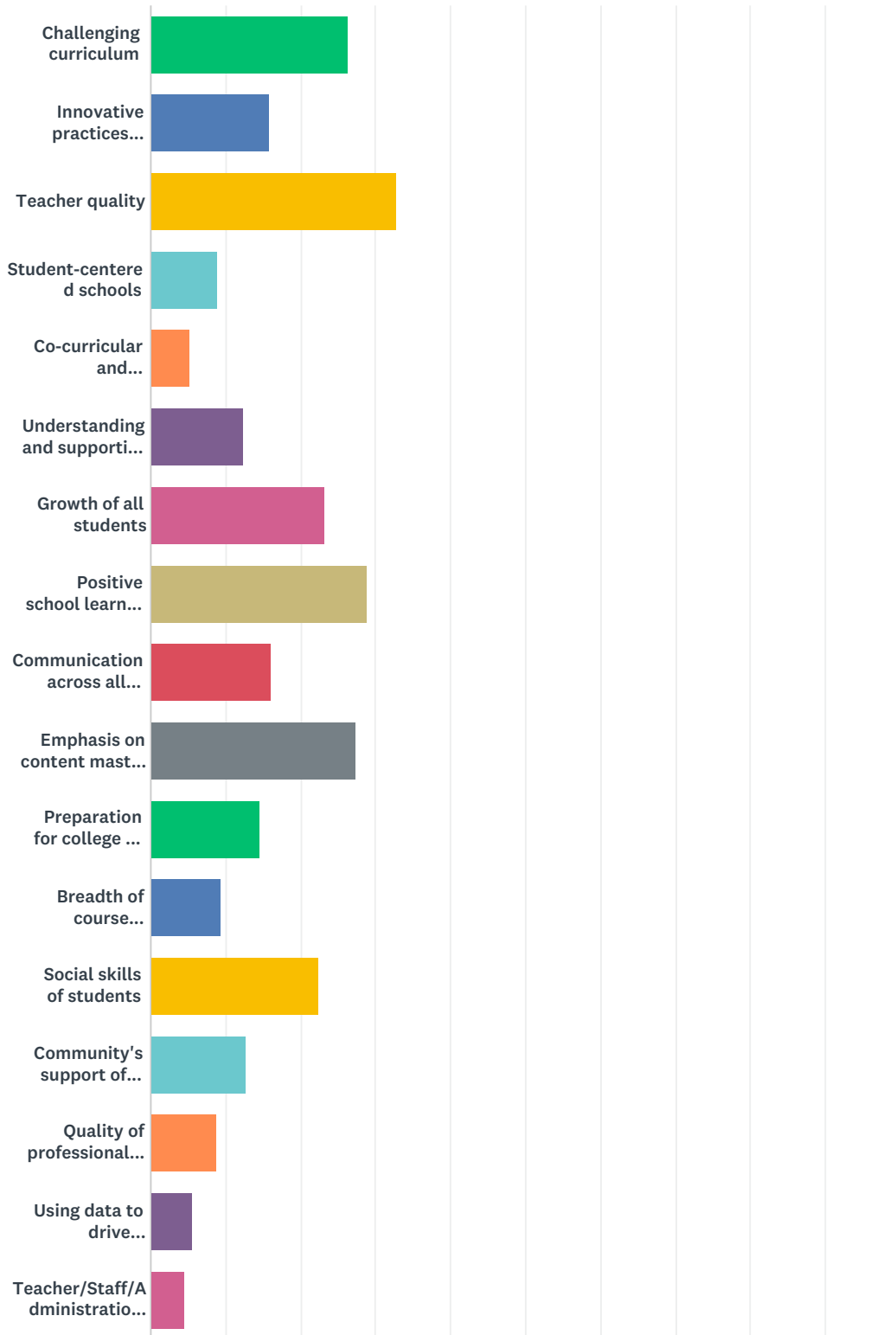
## East Pennsboro Area School District Comprehensive Plan Survey



ANSWER CHOICES	RESPONSES	
Challenging curriculum	28.88%	93
Innovative practices (communication, creativity, critical thinking, problem solving and media/technology literacy)	35.09%	113
Teacher quality	39.13%	126
Student-centered schools	12.73%	41
Co-curricular and Extra-curricular activities	7.14%	23
Understanding and supporting diversity	9.63%	31
Growth of all students	26.71%	86
Positive school learning environment	37.27%	120
Communication across all levels of the district	13.98%	45
Emphasis on content mastery rather than test scores	35.09%	113
Preparation for college (or other post-graduation plans)	24.53%	79
Breadth of course offerings	8.70%	28
Social skills of students	21.43%	69
Community's support of education	9.32%	30
Quality of professional development for staff	4.97%	16
Using data to drive decision-making	8.07%	26
Teacher/Staff/Administration accessibility	5.28%	17
Technology (infrastructure, keeping pace across the district)	16.15%	52
Trust, respect, morale across the district	26.40%	85
Student/Parent/Teacher Relationships	18.63%	60
Special Education	8.07%	26
Total Respondents: 322		

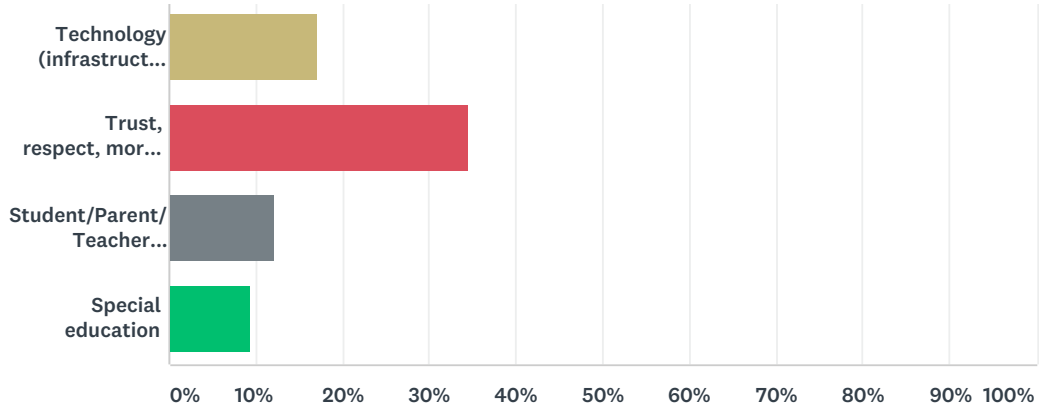
**Q5 Which of the following areas do you consider to be the top educational challenges for the East Pennsboro Area School District for the next three years? Choose at least one response and no more than five.**

Answered: 322 Skipped: 2





## East Pennsboro Area School District Comprehensive Plan Survey



ANSWER CHOICES	RESPONSES	
Challenging curriculum	26.40%	85
Innovative practices (communication, creativity, critical thinking, problem solving and media /technology literacy)	15.84%	51
Teacher quality	32.92%	106
Student-centered schools	9.01%	29
Co-curricular and Extra-curricular activities	5.28%	17
Understanding and supporting diversity	12.42%	40
Growth of all students	23.29%	75
Positive school learning environment	28.88%	93
Communication across all levels of the district	16.15%	52
Emphasis on content mastery rather than test scores	27.33%	88
Preparation for college (or other post-graduation plans)	14.60%	47
Breadth of course offerings	9.32%	30
Social skills of students	22.36%	72
Community's support of education	12.73%	41
Quality of professional development for staff	8.70%	28
Using data to drive decision-making	5.59%	18
Teacher/Staff/Administration accessibility	4.66%	15
Technology (infrastructure, keeping pace across the district)	17.08%	55
Trust, respect, morale across the district	34.47%	111
Student/Parent/Teacher Relationships	12.11%	39
Special education	9.32%	30
Total Respondents: 322		

**Q6 What else would you like the East Pennsboro Area School District to consider as it develops and implements the comprehensive plan?**

Answered: 324 Skipped: 0